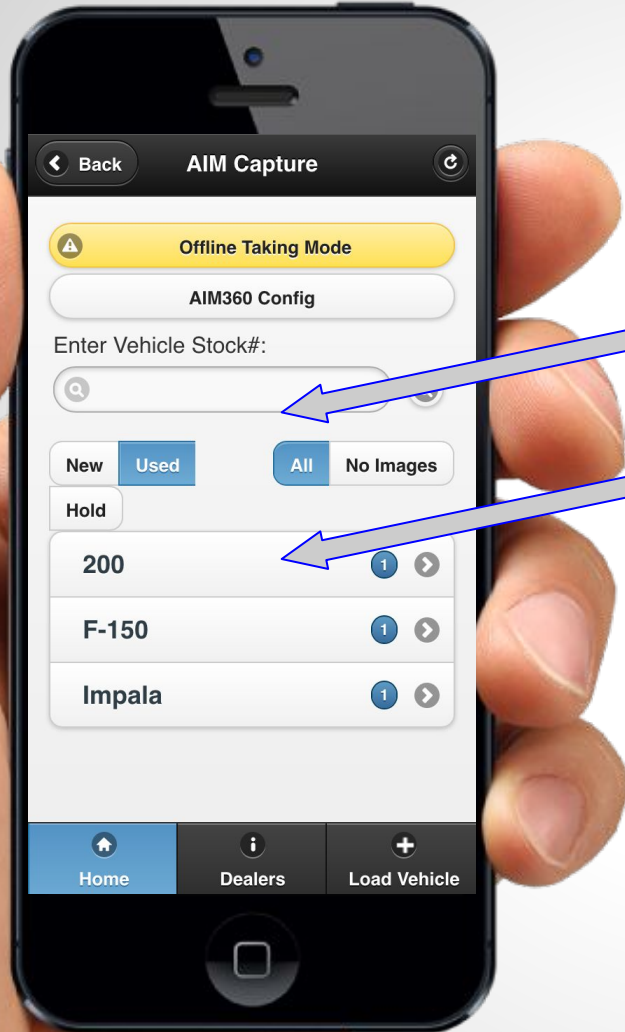


# Adding Vehicle Features

This tutorial will show you how to simply add vehicle features to your inventory using AIM Capture.



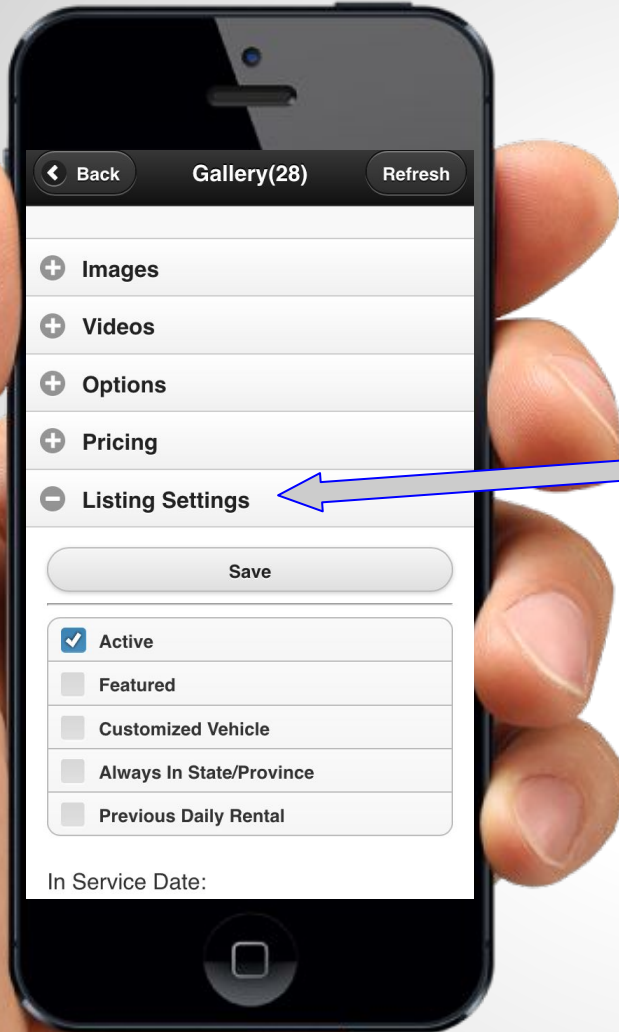


## **Find the vehicle**

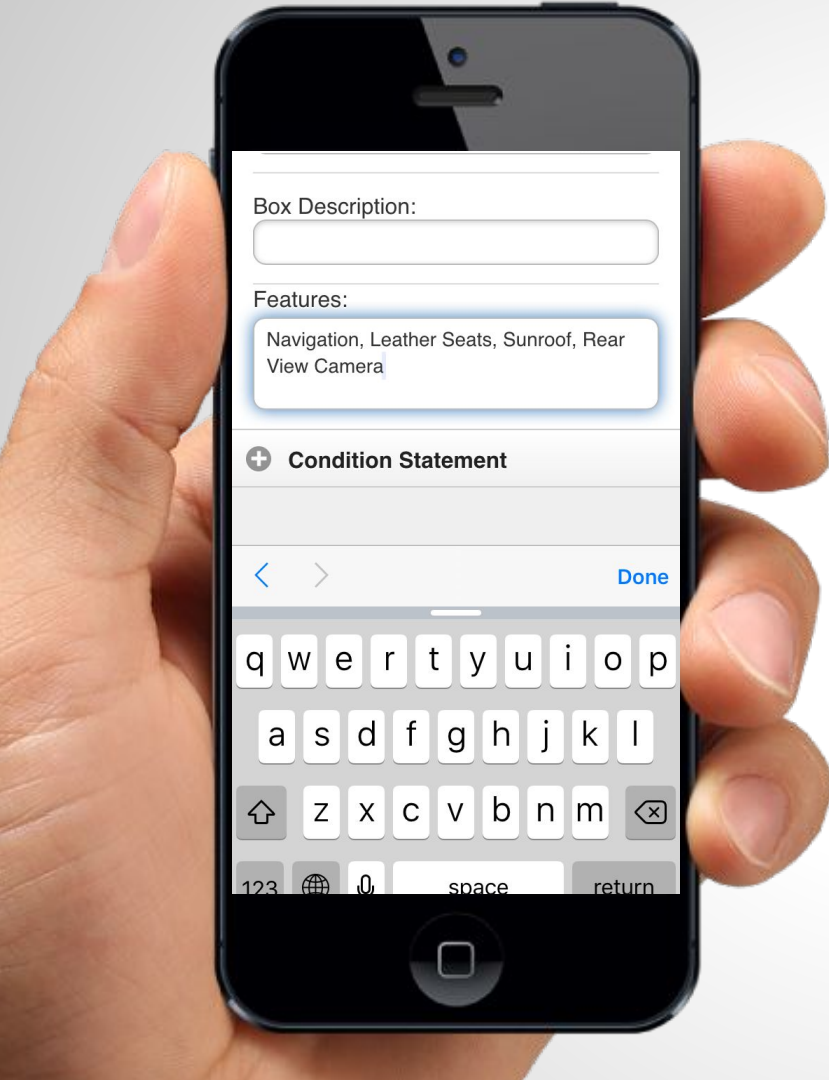
1. Choose between New, Used or search the Stock Number.
2. Select the model that you're wanting to enhance.



Click on the vehicle that you wish to enhance.



Select the “Listing Settings” tab and scroll to the bottom of the page.



In the “Features” box, type the high value options that you would like to list for each vehicle.

\*\* It’s important to keep these options basic and preferably in order showing the highest value first.

Click **Save** when complete!

## 2016 Ford F-150 Lariat - Navigation - Sunroof - Low Mileage



Low Mileage, Navigation, Leather Seats, Sunroof, Rear View Camera!

We offer the largest inventory in town!

Thanks for looking. This 2016 Ford F-150 is for sale on our lot in Kelowna. This low mileage Super Crew 4X4 pickup has just 100 kms. It's white platinum metallic tri-coat in colour. It has an automatic transmission and is powered by a 3.5L EcoBoost engine. This vehicle also has the following options: Navigation, Leather Seats, Sunroof, Rear View Camera.

Once the features have been saved, AIM's computers will be able to automate a number of extra features!!

- Title Enhancements
- Image Badging
- Highlight in **bold** text
- Vehicle descriptions